

DIGITAL LIFE CERTIFICATE

To submit Pension Life Certificate User has to follow below steps

User (pensioner) have to download two apps in Mobile

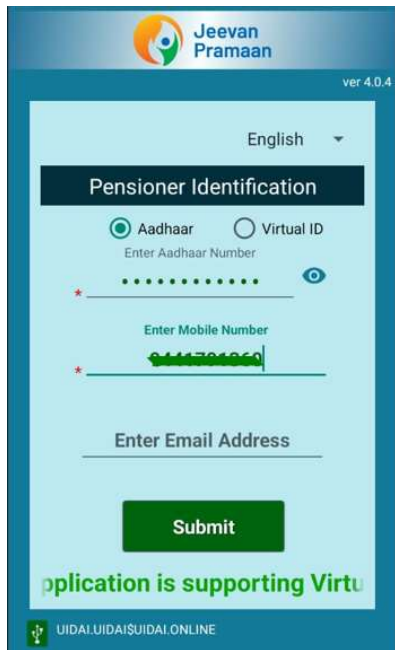
Step-1: Download and Install AadhaarFaceRd App from Google Play Store.



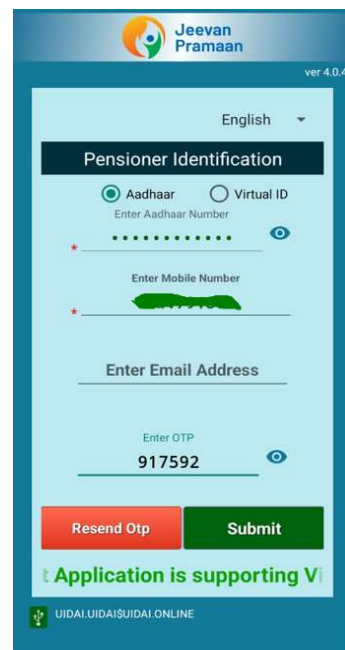
Step-2: Download and Install Jeevan Pramaan Face Application.



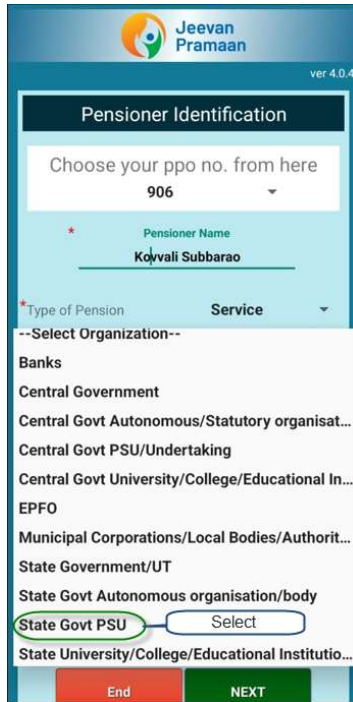
After installation of two applications in mobile, first user has to open Jeevan pramaan face app below screen will appear.



First user must provide Aadhaar and Mobile number and click on submit.



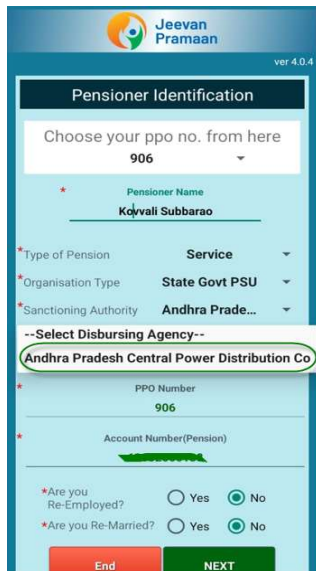
Enter the OTP which is received in mobile and click on submit to go to below screen



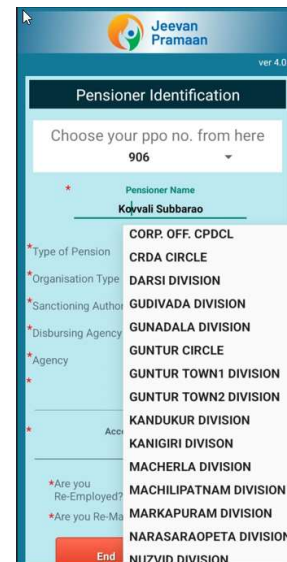
Select: State Govt PSU



Select: Andhra Pradesh Central Power Distribution co.



Select: Andhra Pradesh Central Power Distribution co.



Select Unit: In the above screen user have to provide 1) Pensioner Name 2) Type of pension 3) Sanctioning Authority 4) Disbursing Agency 5) Agency 6) PPO Number 7) Account Number

After entering the details click on next tab to get next screen.

Preview of the Data Filled

Pensioner Name: Kovvali Subbarao
 Type of Pension: Service
 Organisation Type: State Govt PSU
 Sanctioning Authority: Andhra Pradesh Central Power Distribution Co.
 Disbursing Agency: Andhra Pradesh Central Power Distribution Co.
 Agency: CORP. OFF. CPDCL
 PPO Number: 906
 Account Number(Pension): ██████████123
 Are you Re-Married?: No
 Are you Re-Employed?: No

I certify that the above declarations are true and accurate.
 I understand and agree that any false or misleading information will justify a denial of pension and shall be liable for disciplinary action against me

Back Submit

Preview of the Data Filled

Type of Pension: Service
 Organisation Type: State Govt PSU
 Sanctioning Authority: Andhra Pradesh Central Power Distribution Co.
 Disbursing Agency: Andhra Pradesh Central Power Distribution Co.
 Agency: CORP. OFF. CPDCL
 PPO Number: 906
 Account Number(Pension): ██████████123
 Are you Re-Married?: No
 Are you Re-Employed?: No

I certify that the above declarations are true and accurate.
 I understand and agree that any false or misleading information will justify a denial of pension and shall be liable for disciplinary action against me

Back Submit

In the above screen user have to re-check whether entered data is correct or incorrect. If given data is correct Click on check box and submit.

Preview of the Data Filled

Type of Pension: Service
 Organisation Type: State Govt PSU
 Sanctioning Authority: Andhra Pradesh Central Power

Confirm

You have Selected the following PPO Numbers for Jeevan Pramaan Generation:

1) 906

I, the holder of Aadhaar, hereby give my consent to MeitY to use my Aadhaar number, biometric etc for e-KYC with UIDAI for generation of Digital Life certificate (DLC). I also give my consent for sharing of Aadhaar number and my DLC with my Pension Disbursing Agency and Pension Sanctioning Authority for pension processing and intimation. MeitY NIC have informed me that my Biometric will not be stored shared.

I understand and agree that any false or misleading information will justify a denial of pension and shall be liable for disciplinary action against me

End scan

Back Submit

Jeevan Pramaan 3.6 Face App Powered by:

Full Name as in Aadhaar: ██████████

Type of Pension: Service
 Sanctioning Authority: Andhra Pradesh Central Power
 Disbursing Agency: Andhra Pradesh Central Power
 Agency: CORP. OFF. CPDCL

Thank you for submitting digital life certificate.

1) Pramaan id ██████████ for PPO Number ██████████

You can view your life certificate on the portal jeevanpramaan.gov.in by giving the Pramaan id.

OK

Pensioner Name: ██████████
 Registration Date: 2021-12-23

Cancel Submit

Once face authentication is successful, the DLC i.e ,Jeevan Pramaan is successfully generated and appears on the screen as shown.

The pensioner shall also receive a SMS on the mobile number provided during pensioner-authentication, the SMS contains the Pramaan-id and the link from which the DLC can be downloaded.

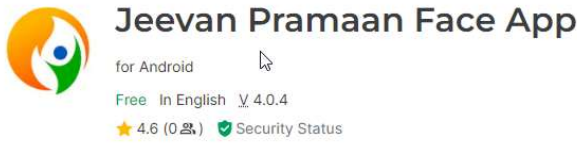
డిజిటల్ లైఫ్ సర్టిఫికేట్

పెన్షన్ లైఫ్ సర్టిఫికేట్ సమర్పించడానికి వినియోగదారు ఈ క్రింది దశలను అనుసరించాలి
వినియోగదారు (పెన్షనర్) మొబైల్లో రెండు యాప్లను డౌన్లోడ్ చేసుకోవాలి

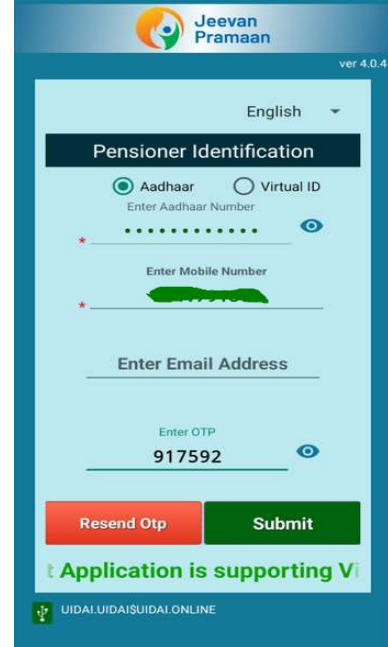
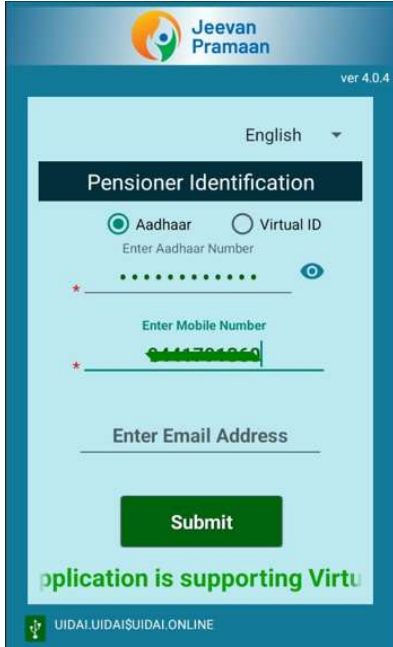
దశ-1: Google Play Store నుండి AadhaarFaceRd యాప్‌ని డౌన్లోడ్ చేసి, ఇన్స్టాల్ చేయండి.



దశ-2: జీవన్ ప్రమాణ్ ఫేస్ అప్లికేషన్‌ను డౌన్లోడ్ చేసి, ఇన్స్టాల్ చేయండి.

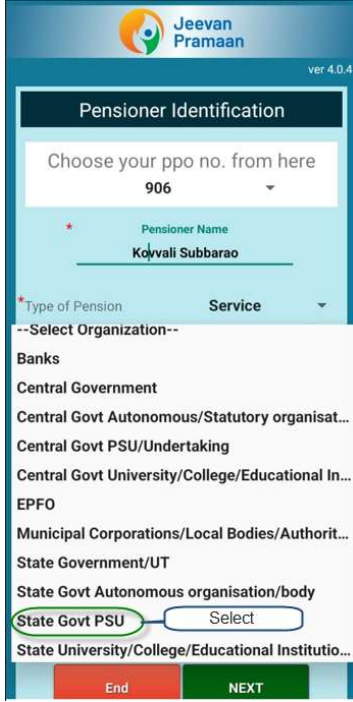


మొబైల్లో రెండు అప్లికేషన్లను ఇన్స్టాల్ చేసిన తర్వాత, మొదట వినియోగదారుడు అప్లికేషన్ తెరిస్తే కింద జీవన్ ప్రమాణ్ ఫేస్ యాప్ కనిపిస్తుంది.

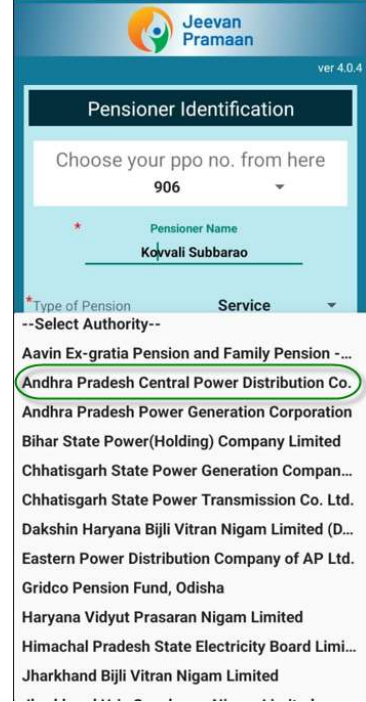


మొదటి వినియోగదారు ఆధార్ మరియు మొబైల్ నంబర్‌ను అందించాలి మరియు "Submit" క్లిక్ చేయాలి.

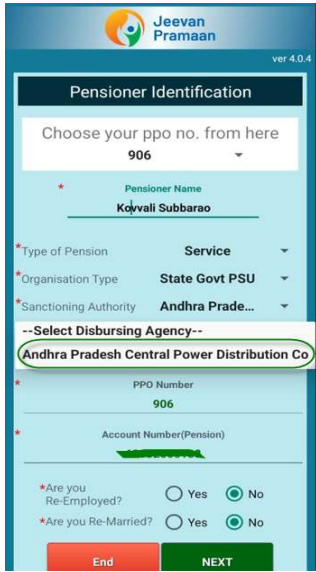
మొబైల్లో వచ్చిన OTPని నమోదు చేసి, దిగువ స్క్రీన్‌కు వెళ్లడానికి "submit" క్లిక్ చేయండి.



ఎంచుకోండి: రాష్ట్ర ప్రభుత్వ PSU



ఎంచుకోండి: ఆంధ్రప్రదేశ్ సెంట్రల్ పవర్ డిస్ట్రిబ్యూషన్ కో.



ఎంచుకోండి: ఆంధ్రప్రదేశ్ సెంట్రల్ పవర్ డిస్ట్రిబ్యూషన్ కో.



యానిట్ ఎంచుకోండి:పై స్క్రీన్లో వినియోగదారు 1) పెన్షనర్ పేరు 2) పెన్షన్ రకం 3) మంజూరు చేసే అధికారి 4) పంపిణీ చేసే ఏజెన్సీ 5) ఏజెన్సీ 6) PPO నంబర్ 7) ఖాతా నంబర్ను అందించాలి

వివరాలను నవ్వాడు చేసిన తర్వాత తదుపరి స్క్రీన్ను పొందడానికి తదుపరి ట్యాబ్పై క్లిక్ చేయండి.

Preview of the Data Filled

Pensioner Name: Kovvali Subbarao
 Type of Pension: Service
 Organisation Type: State Govt PSU
 Sanctioning Authority: Andhra Pradesh Central Power Distribution Co.
 Disbursing Agency: Andhra Pradesh Central Power Distribution Co
 Agency: CORP. OFF. CPDCL
 PPO Number: 906
 Account Number(Pension): [REDACTED]
 Are you Re-Married?: No
 Are you Re-Employed?: No

I certify that the above declarations are true and accurate.
 I understand and agree that any false or misleading information will justify a denial of pension and shall be liable for disciplinary action against me

Back Submit

Preview of the Data Filled

Type of Pension: Service
 Organisation Type: State Govt PSU
 Sanctioning Authority: Andhra Pradesh Central Power Distribution Co.
 Disbursing Agency: Andhra Pradesh Central Power Distribution Co
 Agency: CORP. OFF. CPDCL
 PPO Number: 906
 Account Number(Pension): [REDACTED]
 Are you Re-Married?: No
 Are you Re-Employed?: No

I certify that the above declarations are true and accurate.
 I understand and agree that any false or misleading information will justify a denial of pension and shall be liable for disciplinary action against me

Back Submit

ఎగువ స్క్రీన్లో వినియోగదారు నమోదు చేసిన డేటా సరైనదా లేదా సరికాదా అని మళ్ళీ తనిఖీ చేయాలి. ఇచ్చిన డేటా సరైనదైతే చెక్ బాక్స్పై క్లిక్ చేసి సమర్పించండి.

Preview of the Data Filled

Type of Pension: Service
 Organisation Type: State Govt PSU
 Sanctioning Authority: Andhra Pradesh Central Power

Confirm

You have Selected the following PPO Numbers for Jeevan Pramaan Generation:

1) 906

I, the holder of Aadhaar, hereby give my consent to MeitY to use my Aadhaar number, biometric etc for e-KYC with UIDAI for generation of Digital Life certificate (DLC). I also give my consent for sharing of Aadhaar number and my DLC with my Pension Disbursing Agency and Pension Sanctioning Authority for pension processing and intimation. MeitY NIC have informed me that my Biometric will not be stored shared.

I understand and agree that any false or misleading information will justify a denial of pension and shall be liable for disciplinary action against me

End scan

Back Submit

Jeevan Pramaan 3.6 Face App Powered by

Full Name as in Aadhaar

Type of Pension
 Sanctioning Authority
 Disbursing Agency
 Agency

Thank you for submitting digital life certificate.

1) Pramaan id [REDACTED] for PPO Number 1 [REDACTED]

You can view your life certificate on the portal jeevanpramaan.gov.in by giving the Pramaan id.

OK

Pensioner Name : [REDACTED]
 Registration Date : 2021-12-23

Cancel Submit

ముఖ ప్రమాణీకరణ విజయవంతమైతే, DLC అంటే, జీవన్ ప్రమాణ్ విజయవంతంగా రూపొందించబడింది మరియు చూపిన విధంగా స్క్రీన్పై కనిపిస్తుంది. పెన్షనర్-ప్రామాణీకరణ సమయంలో అందించిన మొబైల్ నంబర్కు పించనూదారు SMSను కూడా అందుకుంటారు, SMSలో ప్రమాణ్-విడి మరియు DLC డౌన్లోడ్ చేసుకునే లింక్ ఉంటుంది.